



Product Report Manufacturer: Petersen Aluminum Corporation

102 Northpoint Parkway
 Building 106
 Acworth, GA 30102
 (800) 272-4482

Florida Product Approval # 23225 Wall Panels NON-HVHZ

Compliant with Florida Building Code 2023 (8th ed.) FBC 2023 Sec. 1709.10, Sec. 1404.5, Sec. 1405.2, 1405.11 Compliant with Florida Product Approval Rule # 61G20-3
 Compliant Quality Assurance Program: UL LLC

FL 23225.5 Product: Flush Panel (24GA) 12" wide x 24 GA Steel Wall Panel

Attached to 16GA support member or equivalent substrate secured with fasteners through the long lap leg, and side lap stitch fasteners in vertical legs. FBC Sec. 1405.11.1 & .2 Corrosion Resistant, additional requirement of (4) fasteners if the area supported exceeds (4) square feet. Panels are 12" wide with 1" right angle vertical legs, configured with nesting capabilities.
 Corrosion Resistant Compliant Fasteners #10 x 1" Pancake Head, galvanized or stainless, fastened at each support to 16 GA Zeebar substrate or equivalent, #14 x 7/8" lap fastener at 24" o.c.
 No pressure equalization factors have been used in analysis and panel may be used as a wall panel.
 Applicable load tables are included from testing and Petersen Aluminum Corporation.

MATERIAL:	.032" ALUM		.040" ALUM		24GA STEEL		22GA STEEL	
PANEL SPANS:	12"	48"	12"	48"	24"	60"	24"	60"
ULTIMATE PSF LOAD/ 2.0 SAFETY FACTOR*	-84/-40	-50/-25	-290/-145	-80/-40	-165/-82.5	-100/-50	-210/-105	-140/-70

*Additional attached Load Tables include Varying Margin of Safety Factors

Limitations and Conditions of Use:


1. Products herein this report are compliant with current Florida Building Code (FBC)2023 8th ed.
2. Install in compliance with Florida Building Code 2023 8th ed., and Install per with Manufacturer's installation reference.
3. Products are compliant for State of Florida product approval per Rule 61G20-3. Compliance Method: 1-D
4. Engineering analysis for "project specific project approval" to determine appropriate wind safety factors.... is allowed by other Florida licensed professionals.
5. Fire classification is not part of this acceptance. Shear diaphragm values are outside this report.
6. Support framing in compliance w/FBC 2023 8th ed., Chapter 22 for Steel, Chapter 23 for Wood and Chapter 16 for Structural Loading.
7. This report does not imply warranty, installation, recommended product use outside of this report.

Test References:

Fenestration Testing Lab TST 1657 Test # 7659 ASTM 1592-05¹(2012)
 EQUIVALENCY: ASTM E 1592-05, test standards are equivalent to ASTM E 1592-2012 test standards

Certificate of Independence:

Locke Bowden, P.E. does not have, not will acquire a financial interest in any company manufacturing or distributing products under this evaluation
 Locke Bowden, P.E. is not owned, operated, or controlled by any Company manufacturing or distributing products under this report.





Quality Accuracy Assurance

Fenestration Testing Laboratory, Inc.

8148 N.W. 74th Avenue Medley, FL 33166 Phone: (305) 885-3328 Fax: (305) 885-3329 (888) 819-7877
e-mail: clientservices@fenlab.com www.ftl-inc.com

Certificate Number TST1657
Report Date: 3/26/2014
Completion Date: 3/20/2014
Expiration Date: 3/20/2024
Lab Number: 7659
Project Number: 13-4858

OFFICIAL TEST REPORT

Steel Flush Panel 12" wide by 24 gauge thick

Purlin Span		Loads (psf)	
ft	in	Test	Allowed
2.00	24	165	100
2.50	30		93
3.00	36		87
3.50	42		80
4.00	48		74
4.50	54		67
5.00	60	100	61

Design Load Safety Factor of 1.65

NOTES:

1. Tested in accordance with ASTM E 1592-05 Air Bag testing, negative uplift.
2. Intermediate values based on linear interpolation from tested values.
3. Actual testing conducted at 2'-0" and 5'-0" spacing.

Steel Flush Panel 12" wide by 24 gauge thick

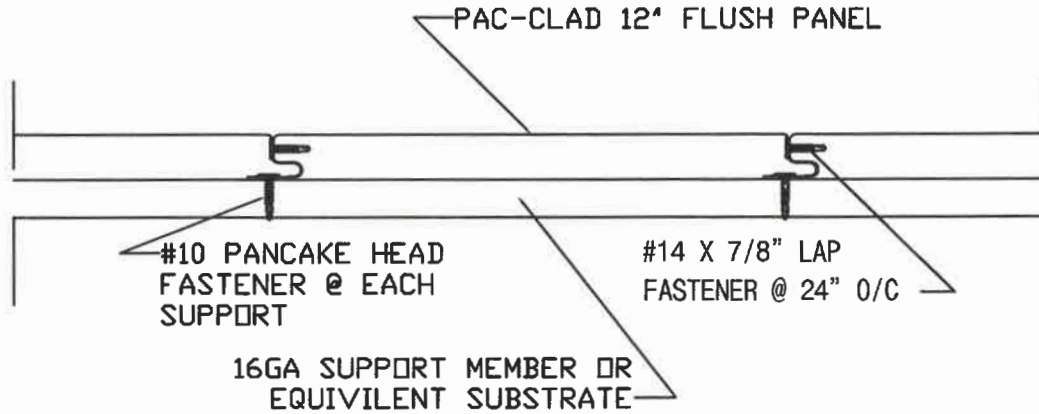
Purlin Span		Loads (psf)	
ft	in	Test	Allowed
2.00	24	165	83
2.50	30		77
3.00	36		72
3.50	42		66
4.00	48		61
4.50	54		55
5.00	60	100	50

Design Load Safety Factor of 2.0


NOTES:

4. Tested in accordance with ASTM E 1592-05 Air Bag testing, negative uplift.
5. Intermediate values based on linear interpolation from tested values.
6. Actual testing conducted at 2'-0" and 5'-0" spacing.

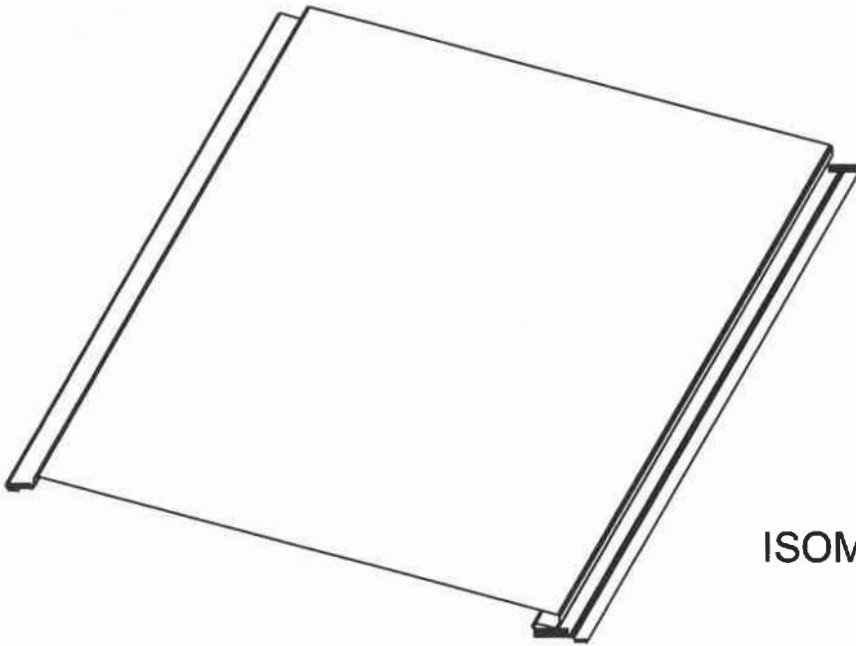
PAC-CLAD FLUSH PANEL r.05/14



ATTACHMENT DETAIL



DIMENSIONS



ISOMETRIC VIEW

*optional pencil ribs available